

iDevices



## Exchange Password Renewal



For use by:	Students, Employees
Version:	1.0
Date:	19-08-2015
Owner:	@Hok /SSC ICT

*(this page was intentionally left blank)*

# Exchange password renewal

Changing password on Apple iPhone/iPad

## Before you begin

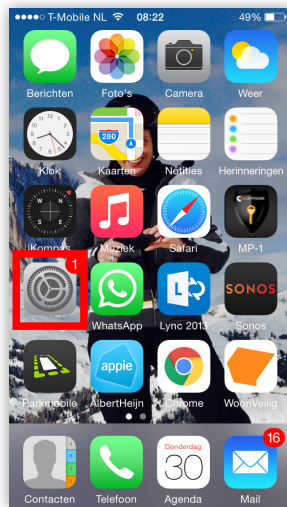
The following instructions are supported by the TU Delft and has been tested to be working. However, we offer this manual to you as an extra service. In case you have a configuration or version of **iPhone/iPad** other than the one described here and you have problems **changing your exchange password**, neither ICT nor a Servicepoint will be able to help you to **solve your problem**.

## Prerequisites

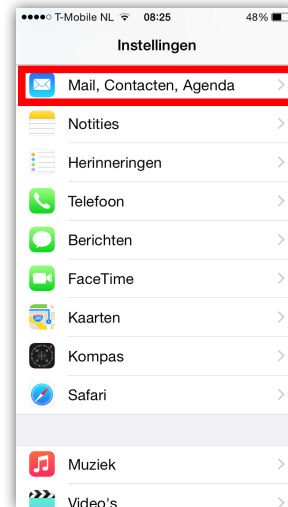
In order to **change your password**, make sure that **your password is valid**.

## Change password on Mail Exchange

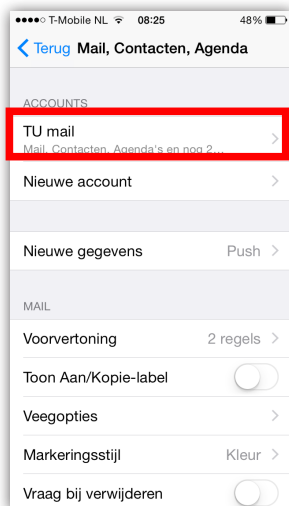
Step 1. Tap on the **Settings** icon to open the settings menu.



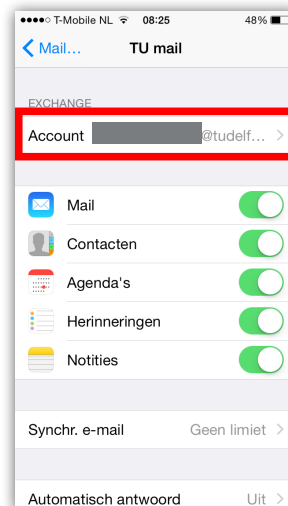
Step 2. In the Settings menu, tap on **Mail, Contacts, Agenda**.



Step 3. Tap on the **account (TU Mail)** to access the sync options.



Step 4. Tap on the account you want to change.



Step 5. Tap on the Password field and enter your new password.

The screenshot shows an iPhone screen with the following elements:

- Top status bar: T-Mobile NL, 08:25, 48% battery.
- Navigation bar: 'Annuleer' (left), 'Account' (center), 'Gereed' (right).
- Form fields:
  - E-mail: [redacted]@tudelft.nl
  - Server: webmail.tudelft.nl
  - Domein: dastud
  - Gebruikersnaam: [redacted]
  - Wachtwoord: [redacted] (highlighted with a red border)
- Additional text: 'Beschrijving TU mail' and 'Geavanceerd >'.