

Android



Eduroam  
Password Renewal



For use by:	Students, Employees
Version:	1.0
Date:	19-08-2015
Owner:	@Hok /SSC ICT

*(this page was intentionally left blank)*

# Eduroam password renewal for Android

## Before you begin

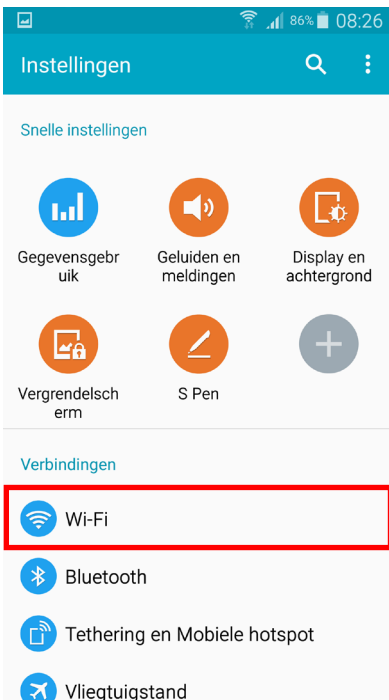
The following instructions are supported by the TU Delft and have been tested to be working. However, we offer this manual to you as an extra service. In case you have a configuration or version of **Android**, other than the one described in this manual, than the images in the description below may differ.

## Prerequisites

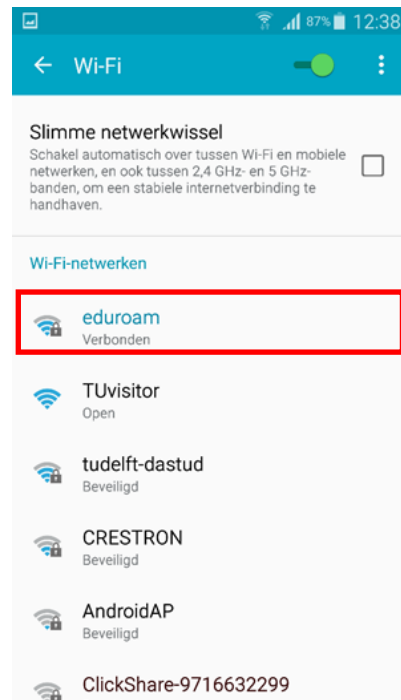
In order to **Renew the Password**, make sure that you already have a working Eduroam configuration.

## Changing the Password

Step 1. Select options. In the options menu select **Wi-Fi**.



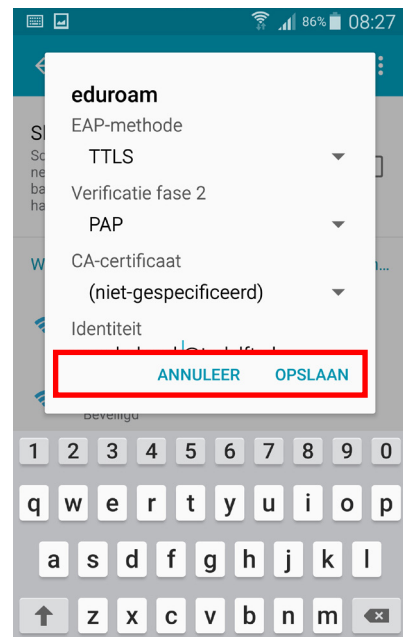
Step 2. Select the **Eduroam** network.



Step 3. A pop-up will appear. Select **Change Network Configuration**.



Step 4. Select **Identity**.



Step 5. Change the **Password**.

